

Friends of the Boyne River Annual Financial Report 2012 – Summary

	All	W/O Projects	Adjusted
Total Income	\$58,056.49	\$4,032.49	
Total Expenses	\$11,669.40	\$4,593.93	(\$500.00)
Net Income	\$46,387.09	(\$561.44)	(\$61.44)
Total Assets*	\$116,548.00 = \$50,281.97 Checking +\$66,266.03 Savings		

Old City Park - River Restoration Project Summary

Year/Totals	Income	Expenses	Net
2006&2007	\$52,050	\$48,217.66	\$3,832.34
2011	\$0	\$28.46	\$1,346.20
2012	\$1,824	\$1,086.08	\$2,084.12*
2013	\$0	\$2,084.12	\$0.00
Totals	\$53,860	\$53,860.00	\$0.00

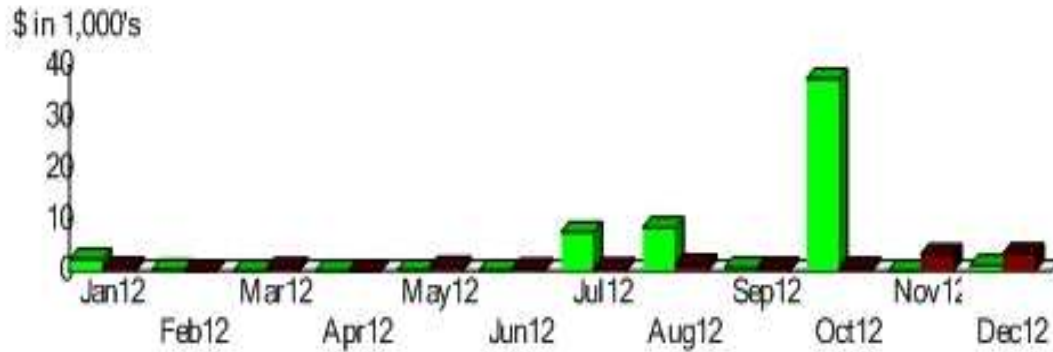
Boyne River Nature Area _ River Restoration Project Summary

Year/Totals	Income	Expenses	Net
2012	\$52,200	\$5,989.39	\$46,210.61*
2013	\$0	\$46,210.61	\$0
Totals	\$52,200	\$52,200.00	\$0

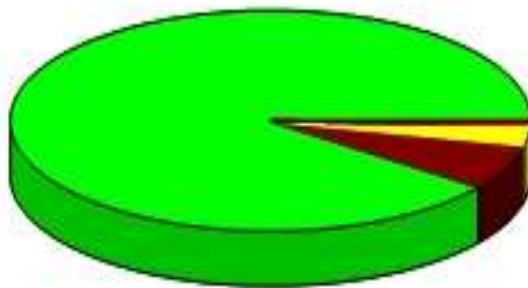
*** Total Assets Less Committed Project Incomes (\$2,084.12 +\$46,210.61)=\$68,253.27**

Income and Expense by Month
January through December 2012

Income
Expense



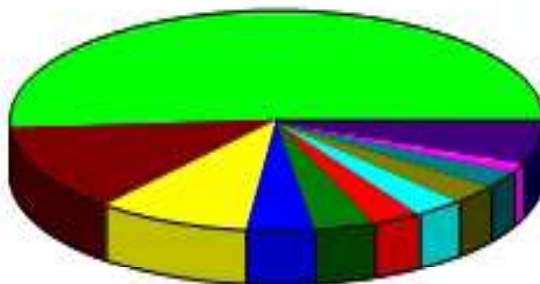
Income Summary
January through December 2012



Grants and donations, no match	%89.91
Membership dues	6.78
Donations	3.14
Special events	0.11
Interest Income	0.04
Other income	0.02
Total	\$58,056.49

By Account

Expense Summary
January through December 2012



River Restoration/BRNA	%51.33
Scholarship	12.85
River Conservation/OCP	9.31
Contributions/Grants	4.28
Bulletins	3.81
Membership/Treasurer	3.18
Insurance	3.16
Group meetings	3.00
Rent	2.64
Educational	1.44
Other	5.00
Total	\$11,669.40

By Account